


4

3

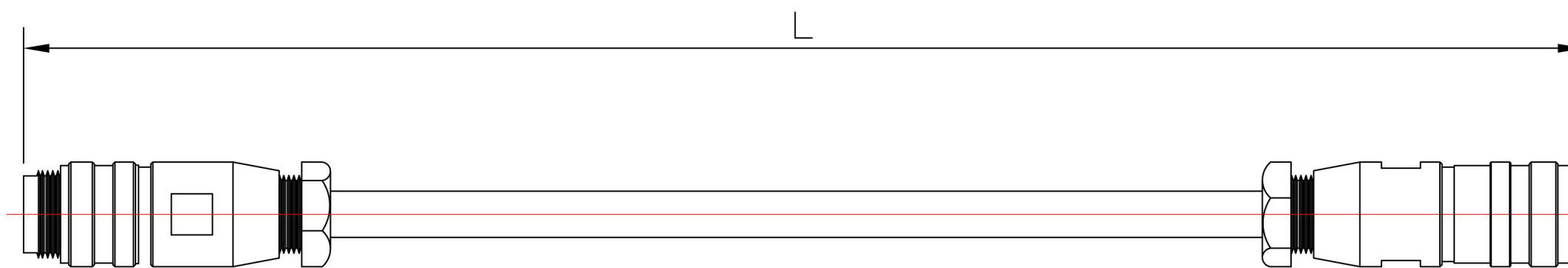
2

1

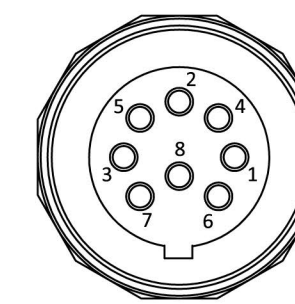
REVISIONS				
ZONE	REV	DESCRIPTION	DATE	APPROVED
	1.0	Creation	2012/02	JJF
	1.1	Add cable information	2013/12	JJF
	1.2	Updated connector pin	2014/02	JJF



"P1"
AISG 8-PIN
MALE



RET/AISG CONTROL ASSEMBLY



"J1"
AISG 8-PIN
FEMALE

Assembly Spec:

Electrical Specifications

AISG Compatible v1.1&v2.0
Rating: Up to 300 V max.
Complies with: CE

Mechanical Specifications

Standard Length (m) "L": From 0.5 to 100
Jacket: PVC, 8.0mm OD
6 conductor cable:
4 x 0.75mm (18AWG) stranded (power)
2 x 0.25mm (24 AWG) twisted pair (data)
Screen: 85% coverage with braid and Al type shield
Connector Interfaces:
Terminated AISG 8pin socket screw lock male and female
According to IEC 60130-9

Environmental Specifications

Temperature range: -15 C° to +70 C°
Humidity: Up to 100%
IP Rating: IP67

Note:

L: _____

WIRE MAP			
"P1"	COLOR	SIGNAL	"J1"
1	BLACK	+12V DC NOMINAL	1
2		NOT USED	2
3	WHITE	RS485 B	3
4	GREEN	RS485 GND	4
5	BROWN	RS485 A	5
6	RED	10V-30V DC	6
7	BLUE	DC RETURN	7
8		NOT USED	8

	RET/AISG ASSEMBLY			
	AISG V1.1&V2.0 WITH RET CONTROL CABLE ASSEMBLY			
www.izzyindustries.com	SIZE	FSCM NO.	DWG NO.	REV
925-344-5970			20131211	1.2
	SCALE		SHEET	1

4

3

2

1

JJF